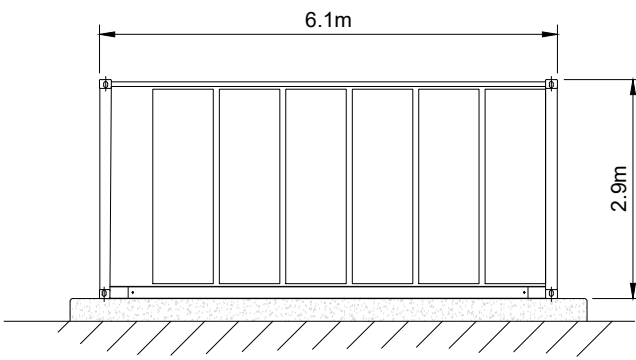
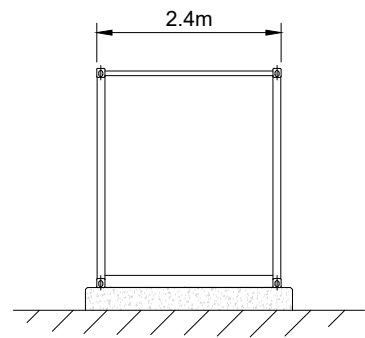


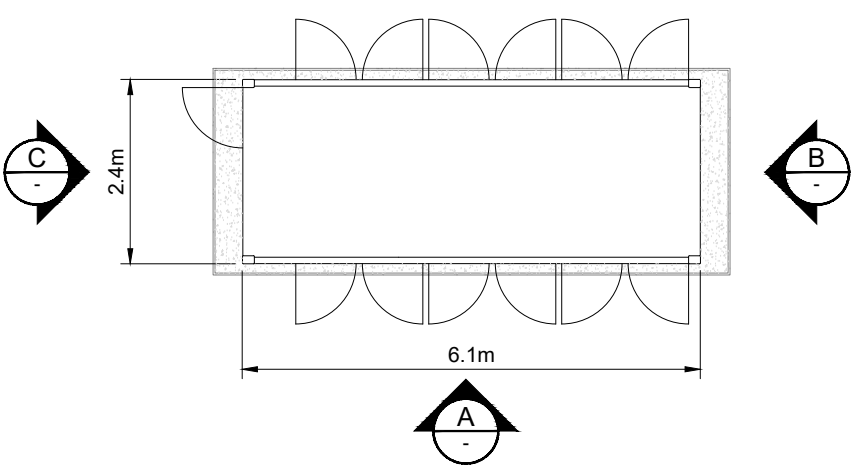
ELEVATION C  
SCALE 1:100



ELEVATION A  
SCALE 1:100



ELEVATION B  
SCALE 1:100



PLAN  
SCALE 1:100

- NOTES:
- 1. ALL DIMENSIONS ARE MAXIMUM ANTICIPATED AND SUBJECT TO DETAILED DESIGN
  - 2. LOCATION OF DOORS IS INDICATIVE ONLY. ACCESS TO BATTERIES MAY BE EXTERNAL FROM SIDE DOORS.
  - 3. APPROXIMATE FINISHED FLOOR LEVEL 300mm ABOVE EXISTING GROUND.
  - 4. BATTERY CONTAINER FOUNDATIONS ARE INDICATIVE ONLY AND SUBJECT TO DETAILED DESIGN.



1	FG	DC	CC	2025-05-02	First issue
ISSUE	DRAWN	CHKD	APPD	DATE	REVISION NOTES
PURPOSE PERMITTING					COORDINATES N/A
SCALE 1:100 @A3					DATUM N/A
LAYOUT DRAWING N/A					T-LAYOUT NO N/A
PROJECT TITLE STEEPLE RENEWABLES PROJECT EN010163					
DRAWING TITLE 2.10 - TYPICAL BATTERY STORAGE ENCLOSURE APFP REG 5(2)(O)					
RES DRAWING NUMBER 04954-RES-BAT-DR-PT-001					REV 1
THIS DRAWING IS THE PROPERTY OF RENEWABLE ENERGY SYSTEMS LIMITED AND NO REPRODUCTION MAY BE MADE IN WHOLE OR IN PART WITHOUT PERMISSION					
<div><div>res</div><div>BEAUFORT COURT, EGG FARM LANE, KINGS LANGLEY, HERTS WD4 8LR. UK TEL +44 (0) 1923 299200 WWW.RES-GROUP.COM</div></div>					